

Laboratory Sample Labelling for shipping/receiving

WHIMS 2015 and Ontario regulation 860

What is the labelling process for a *laboratory sample* that is shipped/received for analysis?

- This type of labelling is legislated and controlled under O.R. 860, Section 14 (2) and it is different from a workplace label
- If you did not prepare the sample and received it only for analysis or testing, this hazardous laboratory sample was 'bailed'– meaning **transfer of possession without transfer of ownership**.
- When **you receive** a bailed sample without a SDS file from a third party the sample must have the "*Laboratory sample*" label.
- The producer/owner of the sample shall apply appropriate "*Laboratory sample*" label
- If **you produce** a hazardous sample that you are planning to send for analysis/testing outside of your lab, it is your responsibility to apply the appropriate "*Laboratory sample*" label

Labels: *Laboratory Sample* labelling for testing

Each hazardous laboratory sample sent or received for analysis/testing **shall disclose** on the label:

- chemical name of every material or substance in the hazardous product ...
- statement “Hazardous Laboratory Sample, for hazard information or in an emergency call ... *the number* ...”
- emergency telephone number for the purposes of obtaining the information about the hazardous product.

Lab Sample Label WHMIS 2015

Hazardous Laboratory Sample

XYZ Sample:

XYZ Company Full Address:

Contains:

For hazard information or in
an emergency call _____

Lab Sample Label WHMIS 2015

Hazardous Laboratory Sample

XYZ Sample: *SKH tumor #123*

XYZ Company Full Address:

555 University Avenue, Toronto ON M5G 1X8

Contains: *methanol 1%, sulfuric acid 0.1%, formalin 10%,
toluene 10%*

For hazard information or in
an emergency call *(306) 555-5555*

UofT Sample Label for testing










Laboratory Sample

Sample (name, code, etc.): _____

Company Name: _____
 Street Address _____
 City _____ State _____
 Postal Code _____ Country _____


Contains: _____

Hazardous Laboratory Sample

For hazard information or in an emergency call:
 Contact person: _____

LABORATORY SAMPLE LABEL











 UNIVERSITY OF TORONTO

Sample (name/code): _____

Company Name: _____ Street Address: _____
 City _____ State _____
 Country _____ Postal _____

Contains: _____ **Hazardous Laboratory Sample**

WHMIS Symbols: Refer to Safety Data Sheet (SDS) at ehs.utoronto.ca/sds

Contact person: _____ Call: _____
 for hazard information or in an emergency

- generic **Laboratory Sample** label template
- can be provided to the owner of a sample before shipping to UofT

- UofT **Laboratory Sample** label
- must be used for each hazardous sample that is prepared at UofT and sent somewhere else for analysis or testing

LABORATORY SAMPLE LABEL



Sample (name/code): _____

Company Name: _____

Street Address: _____

City _____ State _____

Country _____ Postal _____

Contains: _____

Hazardous Laboratory Sample

WHMIS Symbols:

Refer to Safety Data Sheet (SDS) at ehs.utoronto.ca/sds



Contact person: _____

Call: _____

for hazard information or in an emergency

.jpeg file, 1.6MB